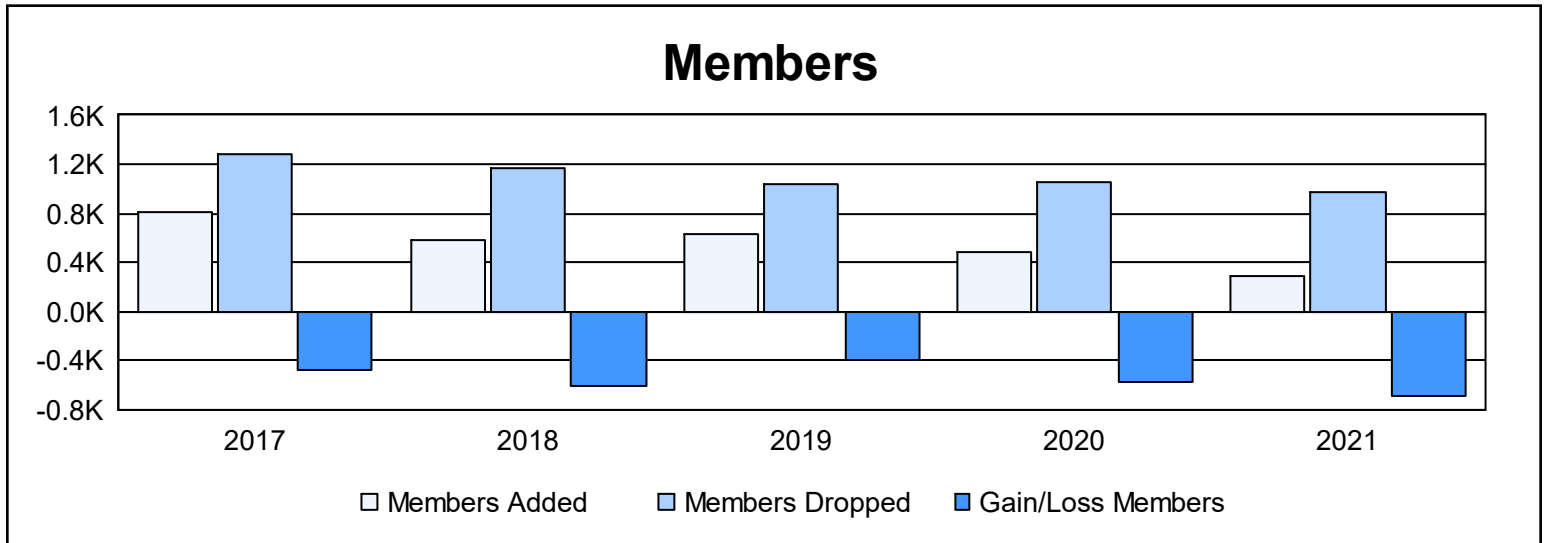
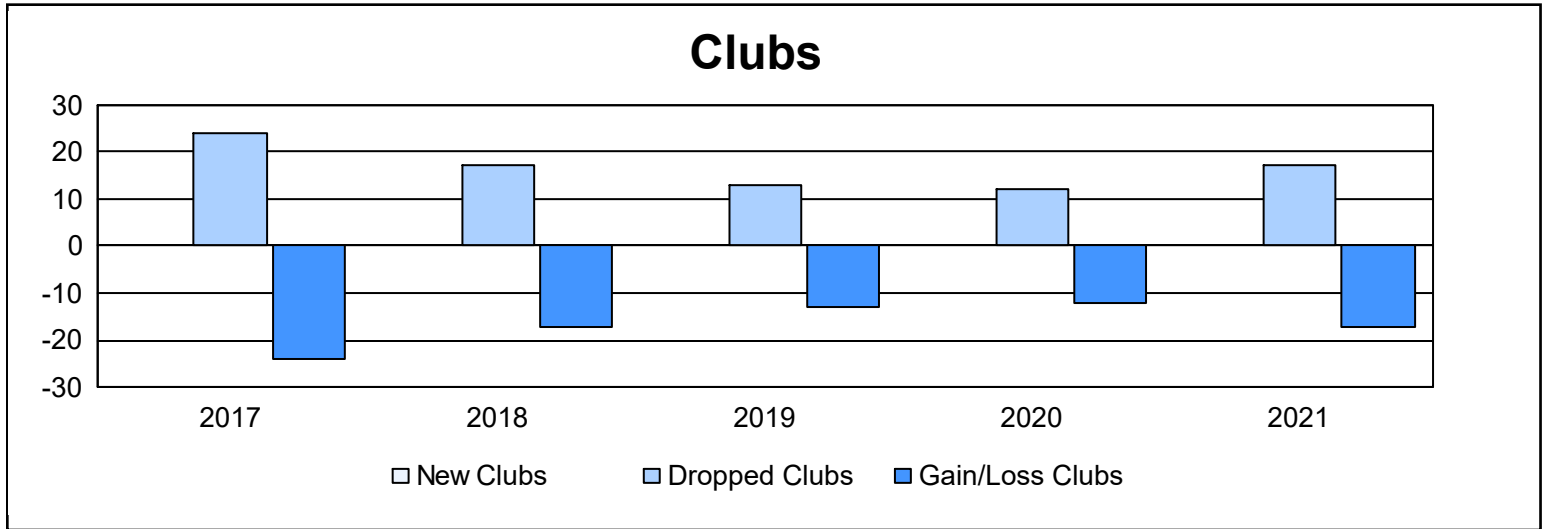


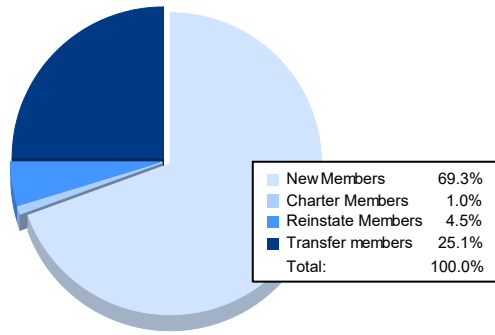
**Multiple District 101**

As of June 2021 Cumulative

| Year           | New Clubs | Dropped Clubs | Gain/ Loss Clubs | New Members | Charter Members | Reinstate Members | Transfer Members | Total Member Added | Total Members Dropped | Gain/ Loss Members |
|----------------|-----------|---------------|------------------|-------------|-----------------|-------------------|------------------|--------------------|-----------------------|--------------------|
| 2016-2017      | 0         | 24            | -24              | 690         | 10              | 11                | 93               | 804                | 1,279                 | -475               |
| 2017-2018      | 0         | 17            | -17              | 506         | 2               | 23                | 43               | 574                | 1,175                 | -601               |
| 2018-2019      | 0         | 13            | -13              | 543         | 16              | 13                | 61               | 633                | 1,031                 | -398               |
| 2019-2020      | 0         | 12            | -12              | 425         | 9               | 17                | 31               | 482                | 1,057                 | -575               |
| 2020-2021      | 0         | 17            | -17              | 199         | 3               | 13                | 72               | 287                | 969                   | -682               |
| <b>Average</b> | <b>0</b>  | <b>17</b>     | <b>-17</b>       | <b>473</b>  | <b>8</b>        | <b>15</b>         | <b>60</b>        | <b>556</b>         | <b>1,102</b>          | <b>-546</b>        |



### Membership Composition June 2021 Cumulative



### Gender Composition June 2021 Cumulative

